

COIF Charities Global Equity Income Fund

Fund Fact Sheet – 31 December 2019

Investment objective

The Fund aims to provide a high level of income with long-term capital growth.

Investment policy

The Fund is an actively managed, diversified portfolio of global equities. It will principally invest in UK and overseas equities, but may also invest in other assets.

The Fund follows a client-driven ethical investment policy.

Suitability

The Fund is suitable for all of a charity’s long-term funds where the charity is looking for a good level of distributions and long-term protection from inflation.

Who can invest?

Any charitable organisation defined within the Charities Act 2011 can invest in the Fund, providing its powers permit.

Responsible investment policy

We confirm that the Fund is managed in accordance with the policy set by the Board.

Income

Gross dividend yield 3.23%*

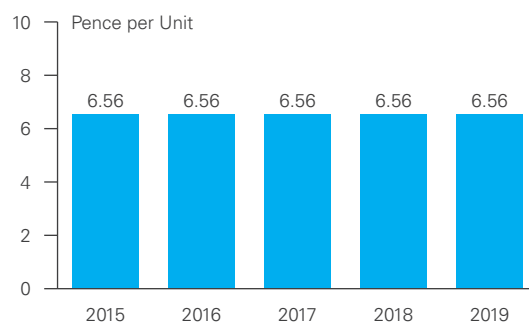
MSCI™ \$ World dividend yield 2.32%

* Based upon the net asset value and an estimated annual dividend of 6.69p.

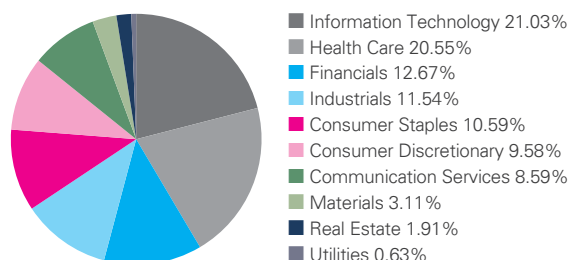
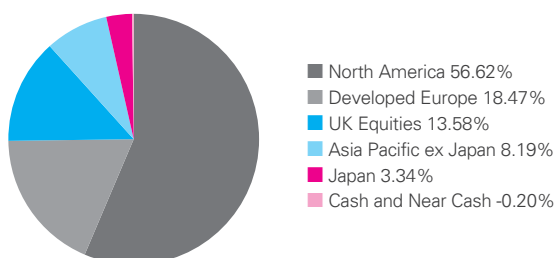
Fund update

The portfolio does not have pre-set allocations to any region or sector, rather it is built on a ‘bottom-up’ basis, selecting individual companies with strong growth potential and which can be bought on attractive valuations. This approach has resulted in relatively high levels of exposure to some of the consumer related sectors, to technology and to the health sector. There are low weightings to energy and to utilities. Over the quarter, the cash holding built up earlier in the year was substantially reinvested, reflecting an expectation that markets will progress in the period ahead.

Past distributions



Asset allocation at 31 December 2019



Discrete year total return performance (gross)

12 months to 31 December	2019	2018	2017	2016	2015
COIF Charities Global Equity Income Fund	+28.58%	+1.86%	+11.05%	+18.12%	+4.46%
Comparator	+22.74%	-3.04%	+11.80%	+28.24%	+3.71%

Annualised total return performance (gross)

Performance to 31 December 2019	1 year	3 years	5 years
COIF Charities Global Equity Income Fund	+28.58%	+13.30%	+12.41%
Comparator	+22.74%	+9.99%	+12.09%

Comparator – from 01.01.16 MSCI E World. To 31.12.15 MSCI World 50% Currency Hedged. Gross performance shown before management fees and other expenses with gross income reinvested: net returns will differ after the deduction of fees and other expenses. Past performance is no guarantee of future returns. Source: CCLA

Most overweight companies relative to equity indices at 31 December 2019

Unilever	1.96%	Agilent Technologies	1.68%
Tencent Holdings	1.85%	London Stock Exchange	1.65%
RELX	1.81%	Heineken NV	1.53%
Adobe	1.80%	Roche Holding	1.51%
Danaher	1.71%	Activision Blizzard	1.45%

Key facts

Fund size	£167m		
Number of holdings	87		
	Income units	Accumulation units	
Offer (buying) price	207.38p (xd)	360.42p	
Mid-market price	207.22p (xd)	360.15p	
Bid (selling) price	207.06p (xd)	359.88p	
Launch date	December 2007		
Unit types	Income/Accumulation		
Minimum initial investment	£1,000		
Minimum subsequent investment	Nil		
Dealing day	Every Thursday*		
Sedol numbers	B29KPZ4 Inc, B29KPX2 Acc		
ISIN numbers	GB00B29KPZ41 Inc, GB00B29KPX27 Acc		
Dividend payment dates	End February, May, August & November		
Annual management charge (taken 100% from capital)	0.75% **		

* Dealing instructions must be received by 5pm on the business day preceding the dealing day. If Thursday is a bank holiday, the dealing day will be the previous working day.

** The annual management charge is deducted from capital which may restrict capital growth.

Risk warning and disclosures

This document is a financial promotion and is issued for information purposes only. It does not constitute the provision of financial, investment or other professional advice. To ensure you understand whether our product is suitable, please read the Scheme Particulars and consider the risk factors identified therein. We strongly recommend you seek independent professional advice prior to investing. Past performance is not a reliable indicator of future results. The value of investments and the income derived from them may fall as well as rise. Investors may not get back the amount originally invested and may lose money. Any forward-looking statements are based upon our current opinions, expectations and projections. We undertake no obligations to update or revise these. Actual results could differ materially from those anticipated. Investment in the Fund is only available to charities within the meaning of section 1(1) of the Charities Act 2011. Investments in the Fund and the Fund are not covered by the Financial Services Compensation Scheme (FSCS). The Fund is approved by the Charity Commission as a Common Investment Fund under section 24 of the Charities Act 1993 (as has been replaced by the Charities Act 2011) and is an Unregulated Collective Investment Scheme and an unauthorised Alternative Investment Fund. The company CCLA Fund Managers Limited (registered in England & Wales No. 8735639 at Senator House, 85 Queen Victoria Street, London, EC4V 4ET) is authorised and regulated by the Financial Conduct Authority and is the manager of the COIF Charity Funds (Registered Charity Nos. 218873, 803610, 1046249, 1093084, 1121433 and 1132054). For information about how we obtain and use your personal data please see our Privacy Notice at <https://www.ccla.co.uk/our-policies/data-protection-privacy-notice>.