

Public Sector Deposit Fund

Investment objective

The fund aims to maximise current income consistent with the preservation of principal and liquidity.

The fund is a diversified portfolio of high-quality, sterling-denominated money market deposits and other instruments. All investments at the time of purchase will have the highest short-term credit rating or an equivalent, strong long-term rating. The fund is actively managed, which means the authorised corporate director, as investment manager, uses their discretion to pick investments, in pursuit of the investment objective.

The weighted average maturity of the investments will not exceed 60 days. The fund will not invest in derivatives or other collective investment schemes.

Sustainability approach

We believe that the primary role of sustainable investment is to drive positive change and this is best achieved by pushing companies to do more to address the major challenges facing us today. The fund is managed in line with our [sustainability approach for cash funds](#).

The FCA has introduced sustainable investment labels to help investors find products that have a specific sustainability goal. This product does not have a UK sustainable investment label because it does not have a sustainability goal.

Read our summary of [SDR](#), the investment labels and our overall approach. Fund-level information can be found [here](#).

AEY¹ as at 30 November 2025:

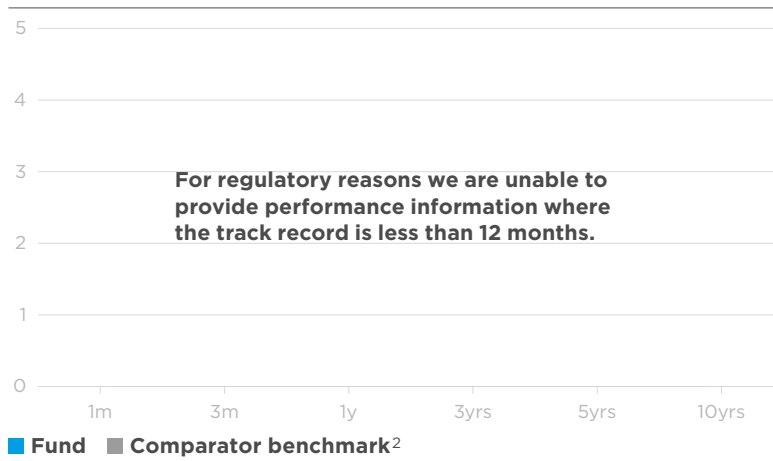
3.94%

Average yield over the month:
3.88% (3.95% AEY)

Yield at the month end shown:
3.87% (3.94% AEY)

Performance

Cumulative performance (%)



Cumulative performance (%)

	1m	3m	1yr	3yrs	5yrs	10yrs
Fund	-	-	-	-	-	-
Comparator benchmark	-	-	-	-	-	-

12 month performance to 30 November (%)

	2019	2020	2021	2022	2023
Fund	-	-	-	-	-
Comparator benchmark	-	-	-	-	-

Performance shown after management fees and other expenses with income reinvested. **Past performance is not a reliable indicator of future results.**

- 1 AEY is the annual equivalent yield and illustrates what the return would be if the income on a given date was paid and compounded on an annual basis. These are shown net of management fees.
- 2 From 1 January 2021, the comparator benchmark is Sterling Overnight Index Average. Before 1 January 2021, the comparator benchmark was the 7-Day Sterling London Interbank Bid Rate.

Please refer to www.ccla.co.uk/glossary for explanations of terms used in this communication. If you would like the information in an alternative format or have any queries, please call us on 0800 022 3505 or email us at clientservices@ccla.co.uk.

Your capital is at risk. The yield on the fund will fluctuate. The value of your investment and any income from it may go down as well as up and you may not get back the amount you invested.

Fund breakdown

Top 10 counterparty exposures (%)

Australia and New Zealand Banking Group Limited	9.9	
Landesbank Baden-Wuerttemberg	9.9	
National Bank of Canada	6.5	
Yorkshire Building Society	6.5	
HM Treasury	5.7	
BNP Paribas	4.7	
KBC Bank N.V.	4.6	
United Overseas Bank Limited	4.6	
Credit Agricole Corporate and Investment Bank	3.8	
Credit Industriel et Commercial	3.8	

Top 10 country exposures (%)

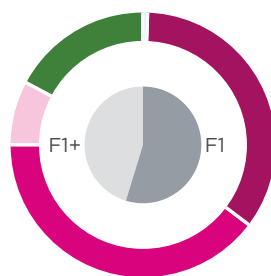
UK	20.2	
France	15.3	
Japan	14.4	
Germany	12.1	
Canada	11.0	
Australia	9.9	
Belgium	4.6	
Singapore	4.6	
United States	3.4	
Finland	1.9	

Maturity breakdown (%)³

Overnight	39.2	
2-7 days	3.0	
8-30 days	8.8	
31-90 days	29.2	
91-180 days	14.1	
>180 days	5.7	

Credit breakdown (%)³

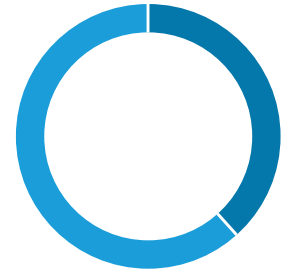
AAA	0.0	F1	54.8%
AA+	0.0	F1+	45.2%
AA	0.4		
AA-	35.0		
A+	39.6		
A	8.0		
A-	17.1		



The inner chart shows the split of the short-term credit quality of the fund's portfolio. The outer chart shows the long-term credit quality. Source: Fitch Ratings.

Instrument breakdown (%)³

Call account	0.0
Term deposit	38.4
Certificate of deposit	61.6



Fund information

Company	CCLA Public Sector Investment Fund
Authorised corporate director	CCLA Investment Management Limited
Domicile	UK
Legal structure	ICVC
Regulatory structure	UK UCITS
Fund launch date	May 2011
Share class launch date	16 October 2025
Fund size	£1,317 million
Fitch money market rating ⁴	AAAmf
Comparator benchmark	Sterling Overnight Index Average (SONIA)
Minimum investment ⁵	£25,000
Ongoing charges figure ⁶	0.21%
Annual management charge ⁷	0.20%
ISIN	GB00B63PK144
SEDOL	B63PK14
Number of issuers	33
Weighted average maturity (max. 60 days) ⁸	50.74 days
Weighted average life (max. 120 days) ⁹	50.74 days
Income payment frequency	Monthly

Dealing information

Dealing frequency	Each business day
Dealing deadline	11:30am London time on the dealing day
Settlement	T+0

³ Totals may not sum due to rounding.

⁴ While the ACD seeks to maintain this rating, there can be no assurance that the rating will be maintained and is therefore subject to change.

⁵ The ACD may waive this minimum level at its discretion.

⁶ The estimated ongoing charges figure (OCF) includes the annual management charge (AMC) and other costs and expenses of operating and administering the fund such as depositary, custody, audit and regulatory fees. The OCF does not include portfolio transaction costs. Further information on costs and expenses is available on our website.

⁷ The AMC is deducted from income.

⁸ Weighted average maturity or 'WAM' means the average length of time to legal maturity or, if shorter, to the next interest rate reset to a money market rate, of all of the underlying assets in the fund reflecting the relative holdings in each asset.

⁹ Weighted average life or 'WAL' means the average length of time to legal maturity of all of the underlying assets in the fund reflecting the relative holdings in each asset.

Market update

November's meeting of the Monetary Policy Committee resulted in a dovish hold of the Official Bank Rate (OBR) at 4.00% after a 5-4 vote split with Governor Bailey explaining his decisive vote to hold as a need to see inflation persistence easing through further data.

The data releases from November support a cut in the final meeting of 2025 with CPI inflation falling to 3.6% and expected to fall further in the coming months. Services inflation, which has persistently been above target, also fell to 4.5% although this remains stubbornly high for the hawks on the committee. Wage inflation also continued to ease, falling to 3.8% having been 6% at the start of the year. In addition to the improving inflation outlook, GDP figures were weaker than expected which may contribute enough evidence for Governor Bailey to switch to a cut in December.

The Budget in late November was seen by many as the final piece of evidence required to switch the vote breakdown to a cut and was seen as a 'spend now and tax later' budget. Although this was generally regarded as slightly hawkish, most believe that it will impact the pace of cuts next year instead of at the December meeting leaving a cut on the table before potentially moving away from the quarterly cutting cycle seen across 2025 in the new year.

How do I assess the performance of the fund?

Investors can assess the fund's performance against the fund's comparator benchmark. This index has been selected as it is an appropriate measure of the returns available from cash and is widely used in the banking and investment industries and meets accepted international standards of best practice.

Important information

Source for data is CCLA unless otherwise stated.

This document is a financial promotion and is for information only. It does not provide financial, investment or other professional advice. To make sure you understand whether our product is suitable for you, please read the key investor information document and prospectus and consider the risk factors identified in those documents.

CCLA strongly recommend you get independent professional advice before investing. Under the UK money market funds regulation, the Public Sector Deposit Fund is a short-term low volatility net asset value money market fund. You should note that purchasing shares in the fund is not the same as making a deposit with a bank or other deposit taking body and is not a guaranteed investment.

Although it is intended to maintain a constant net asset value (where £1 invested in the fund remains equal to £1 in value in the fund), there can be no assurance that it will be maintained. The value of the fund may be affected by interest rate changes. The fund does not rely on external support for guaranteeing the liquidity of the fund or stabilising the net asset value per share. The risk of loss of principal is borne by the shareholder. Past performance is not a reliable indicator of future results. The value of investments and the income from them may fall as well as rise. You may not get back the amount you originally invested and may lose money.

Any forward-looking statements are based on our current opinions, expectations and projections. We may not update or amend these. Actual results could be significantly different than expected. The fund is authorised in the United Kingdom and regulated by the Financial Conduct Authority as a UK UCITS Scheme and is a Qualifying Money Market Fund.

Issued by CCLA Investment Management Limited (registered in England and Wales, number 2183088, at One Angel Lane, London EC4R 3AB) who is authorised and regulated by the Financial Conduct Authority.

For information about how we collect and use your personal information please see our privacy notice, which is available at www.ccla.co.uk/privacy-notice.

Please contact

Kelly Watson
Market Development
T +44 (0)20 7489 6105
M +44 (0)7879 553 807
kelly.watson@ccla.co.uk

Lee Jagger
Market Development
T +44 (0)20 7489 6077
lee.jagger@ccla.co.uk

Jamie Charters
Market Development
T +44 (0)20 7489 6147
jamie.charters@ccla.co.uk

CCLA
One Angel Lane
London EC4R 3AB

CCLA
BECAUSE GOOD IS BETTER

Freephone **0800 022 3505**
clientservices@ccla.co.uk
www.ccla.co.uk