

Public Sector Deposit Fund

Investment objective

The fund aims to maximise current income consistent with the preservation of principal and liquidity.

The fund is a diversified portfolio of high-quality, sterling-denominated money market deposits and other instruments. All investments at the time of purchase will have the highest short-term credit rating or an equivalent, strong long-term rating. The fund is actively managed, which means the authorised corporate director, as investment manager, uses their discretion to pick investments, in pursuit of the investment objective.

The weighted average maturity of the investments will not exceed 60 days. The fund will not invest in derivatives or other collective investment schemes.

Sustainability approach

We believe that the primary role of sustainable investment is to drive positive change and this is best achieved by pushing companies to do more to address the major challenges facing us today. The fund is managed in line with our [sustainability approach](#) for cash funds.

The FCA has introduced sustainable investment labels to help investors find products that have a specific sustainability goal. This product does not have a UK sustainable investment label because it does not have a sustainability goal.

Read our summary of [SDR](#), the investment labels and our overall approach. Fund-level information can be found [here](#).

AEY¹ as at 31 March 2026:

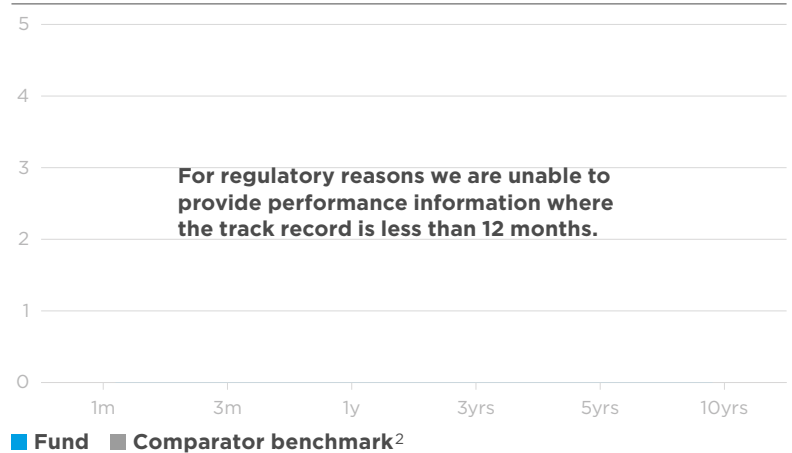
3.71%

Average yield over the month:
3.64% (3.70% AEY)

Yield at the month end shown:
3.65% (3.71% AEY)

Performance

Cumulative performance (%)



Cumulative performance (%)

	1m	3m	1yr	3yrs	5yrs	10yrs
Fund	-	-	-	-	-	-
Comparator benchmark	-	-	-	-	-	-

12 month performance to 31 March (%)

	2022	2023	2024	2025	2026
Fund	-	-	-	-	-
Comparator benchmark	-	-	-	-	-

Performance shown after management fees and other expenses with income reinvested. **Past performance is not a reliable indicator of future results.**

- 1 AEY is the annual equivalent yield and illustrates what the return would be if the income on a given date was paid and compounded on an annual basis. These are shown net of management fees.
- 2 From 1 January 2021, the comparator benchmark is Sterling Overnight Index Average. Before 1 January 2021, the comparator benchmark was the 7-Day Sterling London Interbank Bid Rate.

Please refer to www.ccla.co.uk/glossary for explanations of terms used in this communication. If you would like the information in an alternative format or have any queries, please call us on 0800 022 3505 or email us at clientservices@ccla.co.uk.

Your capital is at risk. The yield on the fund will fluctuate. The value of your investment and any income from it may go down as well as up and you may not get back the amount you invested.

Fund breakdown

Top 10 counterparty exposures (%)

Australia and New Zealand Banking Group Limited	9.0	
Landesbank Baden-Wuerttemberg	9.0	
Yorkshire Building Society	9.0	
HM Treasury	8.5	
National Bank of Canada	8.0	
Lloyds Bank plc	4.5	
Credit Agricole Corporate and Investment Bank	4.0	
NatWest Markets plc	3.0	
SMBC Bank	3.0	
United Overseas Bank Limited	3.0	

Top 10 country exposures (%)

UK	33.7	
Canada	13.1	
Germany	10.9	
France	9.7	
Australia	9.6	
Japan	7.9	
Singapore	4.0	
Sweden	3.0	
Netherlands	2.5	
Finland	2.0	

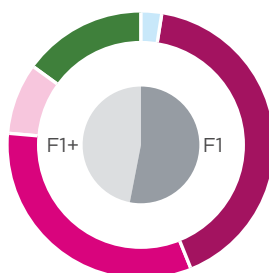
Maturity breakdown (%)³

Overnight	43.8	
2-7 days	5.4	
8-30 days	7.8	
31-90 days	21.3	
91-180 days	15.2	
>180 days	6.5	

Credit breakdown (%)³

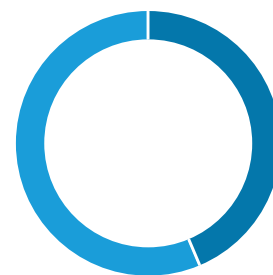
AAA	0.0	F1	46.8
AA+	0.0	F1+	53.2
AA	2.5		
AA-	41.6		
A+	32.5		
A	8.5		
A-	14.9		

The inner chart shows the split of the short-term credit quality of the fund's portfolio. The outer chart shows the long-term credit quality. Source: Fitch Ratings.



Instrument breakdown (%)³

Call account	0.0
Term deposit	43.8
Certificate of deposit	56.2



Fund information

Company	CCLA Public Sector Investment Fund
Authorised corporate director	CCLA Investment Management Limited
Domicile	UK
Legal structure	ICVC
Regulatory structure	UK UCITS
Fund launch date	May 2011
Share class launch date	14 October 2025
Fund size	£995 million
Fitch money market rating ⁴	AAAmmf
Comparator benchmark	Sterling Overnight Index Average (SONIA)
Minimum investment ⁵	£25,000
Ongoing charges figure ⁶	0.21%
Annual management charge ⁷	0.20%
ISIN	GB00B63CRP89
SEDOL	B63CRP8
Number of issuers	36
Weighted average maturity (max. 60 days) ⁸	49.00 days
Weighted average life (max. 120 days) ⁹	49.00 days
Income payment frequency	Monthly

Dealing information

Dealing frequency	Each business day
Dealing deadline	11:30am London time on the dealing day
Settlement	T+0

³ Totals may not sum due to rounding.

⁴ While the ACD seeks to maintain this rating, there can be no assurance that the rating will be maintained and is therefore subject to change.

⁵ The ACD may waive this minimum level at its discretion.

⁶ The estimated ongoing charges figure (OCF) includes the annual management charge (AMC) and other costs and expenses of operating and administering the fund such as depositary, custody, audit and regulatory fees. The OCF does not include portfolio transaction costs. Further information on costs and expenses is available on our website.

⁷ The AMC is deducted from income.

⁸ Weighted average maturity or 'WAM' means the average length of time to legal maturity or, if shorter, to the next interest rate reset to a money market rate, of all of the underlying assets in the fund reflecting the relative holdings in each asset.

⁹ Weighted average life or 'WAL' means the average length of time to legal maturity of all of the underlying assets in the fund reflecting the relative holdings in each asset.

Market update

The Monetary Policy Committee (MPC) met on 19 March, the first meeting since the outbreak of war in Iran and the closure of the Strait of Hormuz. The unanimous vote for a hold alongside the accompanying guidance issued reflected a MPC more inclined to wait on both the length and impact of the conflict than rush into a rate change.

Despite CPI inflation remaining flat in February at 3%, in line with expectations, it is only in the March data that the first effects of increased energy prices will start to appear with the MPC stating that the key uncertainty in the short term was 'how much higher and for how long' energy prices are elevated above previous forecasts. Governor Bailey, alongside other more hawkish members reaffirmed that the MPC would 'assess how events unfold' and 'make sure inflation gets back to target' indicating a willingness to act if inflation begins to look more entrenched.

The MPC next meet on 30th April, two months after the outbreak of the Iran war by which time March's inflation data, potentially showing any early effects of the increased oil prices, will have been released. A two week ceasefire was announced on 7th April, due to expire the week before the meeting. A renewal of hostilities could see energy prices higher for longer whereas a cessation could limit the shock. It appears most likely that the MPC will continue to hold, buying themselves time to see if any ceasefire holds however they remain wary of being seen to be sleepwalking into any long-term inflation spike.

How do I assess the performance of the fund?

Investors can assess the fund's performance against the fund's comparator benchmark. This index has been selected as it is an appropriate measure of the returns available from cash and is widely used in the banking and investment industries and meets accepted international standards of best practice.

Important information

Source for data is CCLA unless otherwise stated.

This document is a financial promotion and is for information only. It does not provide financial, investment or other professional advice. To make sure you understand whether our product is suitable for you, please read the key investor information document and prospectus and consider the risk factors identified in those documents.

CCLA strongly recommend you get independent professional advice before investing. Under the UK money market funds regulation, the Public Sector Deposit Fund is a short-term low volatility net asset value money market fund. You should note that purchasing shares in the fund is not the same as making a deposit with a bank or other deposit taking body and is not a guaranteed investment.

Although it is intended to maintain a constant net asset value (where £1 invested in the fund remains equal to £1 in value in the fund), there can be no assurance that it will be maintained. The value of the fund may be affected by interest rate changes. The fund does not rely on external support for guaranteeing the liquidity of the fund or stabilising the net asset value per share. The risk of loss of principal is borne by the shareholder. Past performance is not a reliable indicator of future results. The value of investments and the income from them may fall as well as rise. You may not get back the amount you originally invested and may lose money.

Any forward-looking statements are based on our current opinions, expectations and projections. We may not update or amend these. Actual results could be significantly different than expected. The fund is authorised in the United Kingdom and regulated by the Financial Conduct Authority as a UK UCITS Scheme and is a Qualifying Money Market Fund.

Issued by CCLA Investment Management Limited (registered in England & Wales, No. 2183088, at One Angel Lane, London EC4R 3AB), which is part of the Jupiter Group, and is authorised and regulated by the Financial Conduct Authority.

For information about how we collect and use your personal information please see our privacy notice, which is available at www.ccla.co.uk/privacy-notice.

Please contact

Kelly Mercer
Market Development
T +44 (0)20 7489 6105
M +44 (0)7879 553 807
kelly.mercer@ccla.co.uk

Jamie Charters
Market Development
T +44 (0)20 7489 6147
jamie.charters@ccla.co.uk

Lee Jagger
Market Development
T +44 (0)20 7489 6077
lee.jagger@ccla.co.uk

CCLA
One Angel Lane
London EC4R 3AB

CCLA
BECAUSE GOOD IS BETTER

Freephone **0800 022 3505**
clientservices@ccla.co.uk
www.ccla.co.uk